

OpenView Education

TRAINING THROUGH THEATRE

Anti-Bullying

Circle Time Discussion Cards

(EYFS/KS1)



These circle time discussion cards are a great resource for exploring the topic of bullying, they encourage students to think about what bullying is, and how we can respond if we see or experience bullying.

How to use the discussion cards:

So that your class gets the most from these discussion cards, it's can be a good idea to set the ground rules for your circle time.

Circle time can help students to develop positive relationships between each other, and helps them to practice the skills of listening, and showing respect and kindness towards each other.

Establishing clear expectations of mutual respect can help cultivate a feeling of security for students and help them to express themselves more clearly.

Sitting in a circle with your students also encourages unity, turn taking, respect and can help your class reach a shared understanding of what bullying is, and how we can respond if we see it.

Circle time can be beneficial for students of all ages, you can adapt your explanation of the ground rules so that it is suitable for your class.

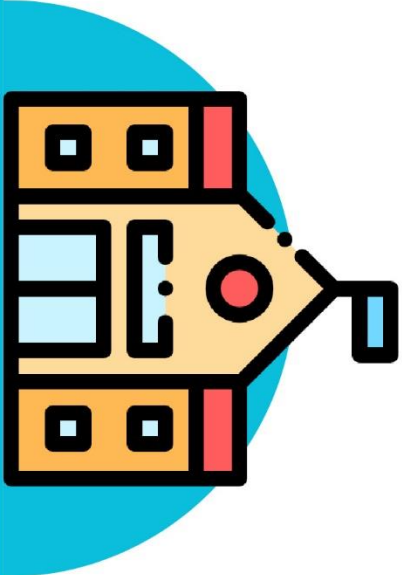
You may wish to set ground rules such as:

- ★ Putting hands up and not interrupting.
- ★ Taking turns to share our ideas.
- ★ Allowing students to pass if they don't want to speak.
- ★ Showing respect and kindness towards everyone by listening and concentrating when they speak.

You could also use a prop such as a rubber ball to pass round; when a child is holding the ball, it is their opportunity to talk.


CIRCLE TIME DISCUSSION CARDS: EYFS/KS1

What does kindness mean?
How can we show kindness in our school?




ONE
KIND
WORD

How can we use kindness to stop bullying
from happening?




ONE
KIND
WORD

What is bullying?
What are the different kinds of bullying?



ONE
KIND
WORD

If someone is looking upset, how could
we show kindness towards them?



ONE
KIND
WORD